



PRODUCTS CATALOG

ELECTRICAL ENCLOSURES & MODULAR CABINETS



20

exmweb.com

NEMA 1 ENCLOSURES

1100 COVERS

TYPE-1 COVERS, BLANK OR WINDOWED

The 1100 covers are used in conjunction with the 1100 TC, 1100 DF*, 1100 DFN* or 1100 DER* bodies, where the control installation does not require a high degree of protection (such as watertight or dust tight), but where a quality enclosure is needed. Covers are made of high quality 16 or 14 GA steel. Covers are available for: hinge flush mounting (1100 HCF), hinge surface mounting (1100 HCS), windowed hinge flush mounting (1100 HCFW), windowed hinge surface mounting (1100 HCSW), screw cover flush mounting (1100 FCD) and screw cover surface mounting (1100 SCD). The window is made with self-extinguishing polycarbonate. Hinged covers are provided with a bolt-on hinge and are closed with a ¼ turn key lock, which ensures a positive door to box contact. Covers are finished with

ANSI/ASA 61 smooth gray heat fused powder paint, electrostatically applied on a pretreated base (other colors available). **CSA Certified / UL Listed NEMA/EEMAC 1 / IP30**

* - Field drilling of two holes is required

Refer to p.734 to validate choice of substrate for the application

ANSI/ASA 61 smooth gray heat fused powder paint, electrostatically applied on a pretreated base (other colors available).

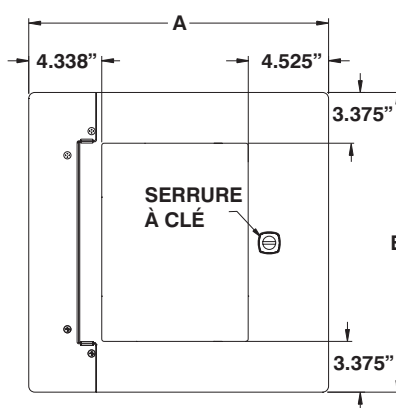
CSA Certified / UL Listed NEMA/EEMAC 1 / IP30

* - Field drilling of two holes is required

Refer to p.734 to validate choice of substrate for the application


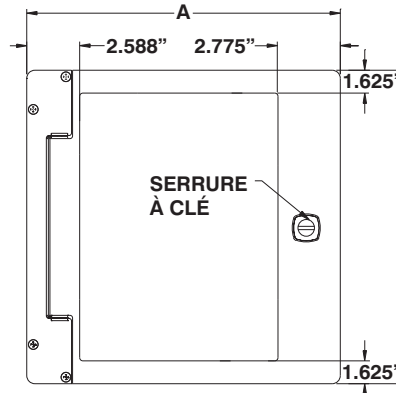
| CATALOG NUMBER | DIMENSIONS | | SHIP WGHT LBS. |
|----------------|------------|------|----------------|
| | A | B | |
| 1100 HCFW0808 | 11.5 | 11.5 | 2 |
| 1100 HCFW1008 | 13.5 | 11.5 | 2 |
| 1100 HCFW1010 | 13.5 | 13.5 | 3 |
| 1100 HCFW1208 | 15.5 | 11.5 | 3 |
| 1100 HCFW1210 | 15.5 | 13.5 | 3 |
| 1100 HCFW1212 | 15.5 | 15.5 | 4 |
| 1100 HCFW1512 | 18.5 | 15.5 | 5 |
| 1100 HCFW1515 | 18.5 | 18.5 | 5 |
| 1100 HCFW1612 | 19.5 | 15.5 | 5 |
| 1100 HCFW1616 | 19.5 | 19.5 | 6 |
| 1100 HCFW1812 | 21.5 | 15.5 | 5 |
| 1100 HCFW1815 | 21.5 | 18.5 | 6 |
| 1100 HCFW1818 | 21.5 | 21.5 | 7 |
| 1100 HCFW2016 | 23.5 | 19.5 | 7 |

| CATALOG NUMBER | DIMENSIONS | | SHIP WGHT LBS. |
|----------------|------------|------|----------------|
| | A | B | |
| 1100 HCFW2020 | 23.5 | 23.5 | 9 |
| 1100 HCFW2418 | 27.5 | 21.5 | 9 |
| 1100 HCFW2420 | 27.5 | 23.5 | 10 |
| 1100 HCFW2424 | 27.5 | 27.5 | 15 |
| 1100 HCFW3020 | 33.5 | 23.5 | 16 |
| 1100 HCFW3024 | 33.5 | 27.5 | 19 |
| 1100 HCFW3030 | 33.5 | 33.5 | 23 |
| 1100 HCFW3624 | 39.5 | 27.5 | 22 |
| 1100 HCFW3630 | 39.5 | 33.5 | 27 |
| 1100 HCFW3636 | 39.5 | 39.5 | 32 |
| 1100 HCFW4830 | 51.5 | 33.5 | 35 |
| 1100 HCFW4836 | 51.5 | 39.5 | 41 |
| 1100 HCFW4848 | 51.5 | 51.5 | 54 |




| CATALOG NUMBER | DIMENSIONS | | SHIP WGHT LBS. |
|----------------|------------|----|----------------|
| | A | B | |
| 1100 HCSW0808 | 8 | 8 | 1 |
| 1100 HCSW1008 | 10 | 8 | 1 |
| 1100 HCSW1010 | 10 | 10 | 2 |
| 1100 HCSW1208 | 12 | 8 | 2 |
| 1100 HCSW1210 | 12 | 10 | 2 |
| 1100 HCSW1212 | 12 | 12 | 2 |
| 1100 HCSW1512 | 15 | 12 | 3 |
| 1100 HCSW1515 | 15 | 15 | 4 |
| 1100 HCSW1612 | 16 | 12 | 3 |
| 1100 HCSW1616 | 16 | 16 | 4 |
| 1100 HCSW1812 | 18 | 12 | 3 |
| 1100 HCSW1815 | 18 | 15 | 4 |
| 1100 HCSW1818 | 18 | 18 | 5 |
| 1100 HCSW2016 | 20 | 16 | 5 |

| CATALOG NUMBER | DIMENSIONS | | SHIP WGHT LBS. |
|----------------|------------|----|----------------|
| | A | B | |
| 1100 HCSW2020 | 20 | 20 | 6 |
| 1100 HCSW2418 | 24 | 18 | 7 |
| 1100 HCSW2420 | 24 | 20 | 8 |
| 1100 HCSW2424 | 24 | 24 | 12 |
| 1100 HCSW3020 | 30 | 20 | 12 |
| 1100 HCSW3024 | 30 | 24 | 15 |
| 1100 HCSW3030 | 30 | 30 | 18 |
| 1100 HCSW3624 | 36 | 24 | 18 |
| 1100 HCSW3630 | 36 | 30 | 22 |
| 1100 HCSW3636 | 36 | 36 | 26 |
| 1100 HCSW4830 | 48 | 30 | 29 |
| 1100 HCSW4836 | 48 | 36 | 35 |
| 1100 HCSW4848 | 48 | 48 | 47 |




1100 HCF



1100 HCFW



1100 HCS



1100 HCSW



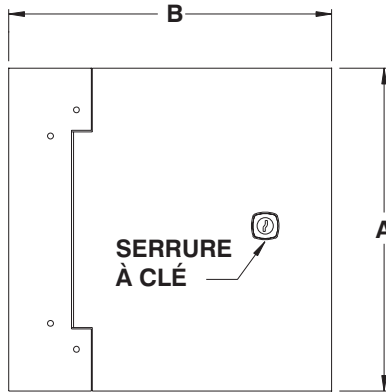
p.498

p.498

p.498

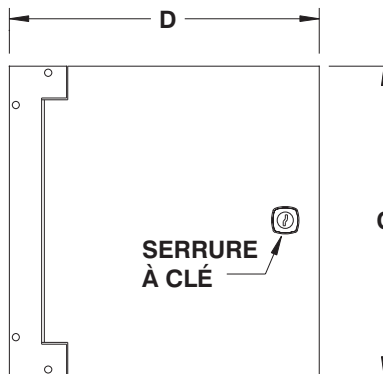
p.534

Hinged Flush Cover



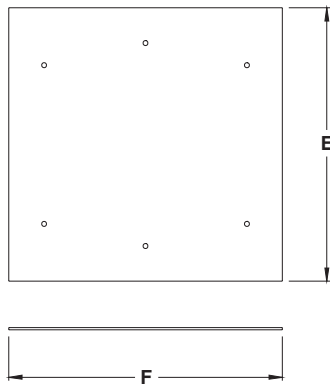
| CATALOG NUMBER | DIMENSIONS | | SHIP WGHT LBS. | CATALOG NUMBER | DIMENSIONS | | SHIP WGHT LBS. |
|----------------|------------|------|----------------|----------------|------------|------|----------------|
| | A | B | | | A | B | |
| 1100 HCF0606 | 9.5 | 9.5 | 2 | 1100 HCF1818 | 21.5 | 21.5 | 10 |
| 1100 HCF0806 | 11.5 | 9.5 | 3 | 1100 HCF2016 | 23.5 | 19.5 | 9 |
| 1100 HCF0808 | 11.5 | 11.5 | 3 | 1100 HCF2020 | 23.5 | 23.5 | 11 |
| 1100 HCF1008 | 13.5 | 11.5 | 3 | 1100 HCF2418 | 27.5 | 21.5 | 11 |
| 1100 HCF1010 | 13.5 | 13.5 | 4 | 1100 HCF2420 | 27.5 | 23.5 | 13 |
| 1100 HCF1206 | 15.5 | 9.5 | 4 | 1100 HCF2424 | 27.5 | 27.5 | 15 |
| 1100 HCF1208 | 15.5 | 11.5 | 4 | 1100 HCF3020 | 33.5 | 23.5 | 16 |
| 1100 HCF1210 | 15.5 | 13.5 | 5 | 1100 HCF3024 | 33.5 | 27.5 | 18 |
| 1100 HCF1212 | 15.5 | 15.5 | 5 | 1100 HCF3030 | 33.5 | 33.5 | 22 |
| 1100 HCF1512 | 18.5 | 15.5 | 6 | 1100 HCF3624 | 39.5 | 27.5 | 21 |
| 1100 HCF1515 | 18.8 | 18.5 | 7 | 1100 HCF3630 | 39.5 | 33.5 | 26 |
| 1100 HCF1612 | 19.5 | 15.5 | 7 | 1100 HCF3636 | 39.5 | 39.5 | 30 |
| 1100 HCF1616 | 19.5 | 19.5 | 8 | 1100 HCF4830 | 51.5 | 33.5 | 33 |
| 1100 HCF1812 | 21.5 | 15.5 | 7 | 1100 HCF4836 | 51.5 | 39.5 | 39 |
| 1100 HCF1815 | 21.5 | 18.5 | 8 | 1100 HCF4848 | 51.5 | 51.5 | 51 |

Hinged Surface Cover



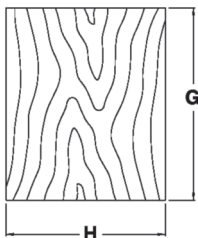
| CATALOG NUMBER | DIMENSIONS | | SHIP WGHT LBS. | CATALOG NUMBER | DIMENSIONS | | SHIP WGHT LBS. |
|----------------|------------|----|----------------|----------------|------------|----|----------------|
| | C | D | | | C | D | |
| 1100 HCS0606 | 6 | 6 | 1 | 1100 HCS1818 | 18 | 18 | 6 |
| 1100 HCS0806 | 8 | 6 | 1 | 1100 HCS2016 | 20 | 16 | 6 |
| 1100 HCS0808 | 8 | 8 | 1 | 1100 HCS2020 | 20 | 20 | 7 |
| 1100 HCS1008 | 10 | 8 | 1 | 1100 HCS2418 | 24 | 18 | 8 |
| 1100 HCS1010 | 10 | 10 | 2 | 1100 HCS2420 | 24 | 20 | 9 |
| 1100 HCS1206 | 12 | 6 | 1 | 1100 HCS2424 | 24 | 24 | 11 |
| 1100 HCS1208 | 12 | 8 | 2 | 1100 HCS3020 | 30 | 20 | 11 |
| 1100 HCS1210 | 12 | 10 | 2 | 1100 HCS3024 | 30 | 24 | 13 |
| 1100 HCS1212 | 12 | 12 | 3 | 1100 HCS3030 | 30 | 30 | 17 |
| 1100 HCS1512 | 15 | 12 | 3 | 1100 HCS3624 | 36 | 24 | 16 |
| 1100 HCS1515 | 15 | 15 | 4 | 1100 HCS3630 | 36 | 30 | 20 |
| 1100 HCS1612 | 16 | 12 | 4 | 1100 HCS3636 | 36 | 36 | 24 |
| 1100 HCS1616 | 16 | 16 | 5 | 1100 HCS4830 | 48 | 30 | 27 |
| 1100 HCS1812 | 18 | 12 | 4 | 1100 HCS4836 | 48 | 36 | 32 |
| 1100 HCS1815 | 18 | 15 | 5 | 1100 HCS4848 | 48 | 48 | 43 |

Bolt-on Flush Cover



| CATALOG NUMBER | DIMENSIONS | | SHIP WGHT LBS. | CATALOG NUMBER | DIMENSIONS | | SHIP WGHT LBS. |
|----------------|------------|------|----------------|----------------|------------|------|----------------|
| | E | F | | | E | F | |
| 1100 FCD0606 | 9.5 | 9.5 | 2 | 1100 FCD1818 | 21.5 | 21.5 | 10 |
| 1100 FCD0806 | 11.5 | 9.5 | 3 | 1100 FCD2016 | 23.5 | 19.5 | 9 |
| 1100 FCD0808 | 11.5 | 11.5 | 3 | 1100 FCD2020 | 23.5 | 23.5 | 11 |
| 1100 FCD1008 | 13.5 | 11.5 | 3 | 1100 FCD2418 | 27.5 | 21.5 | 11 |
| 1100 FCD1010 | 13.5 | 13.5 | 4 | 1100 FCD2420 | 27.5 | 23.5 | 13 |
| 1100 FCD1206 | 15.5 | 9.5 | 4 | 1100 FCD2424 | 27.5 | 27.5 | 15 |
| 1100 FCD1208 | 15.5 | 11.5 | 4 | 1100 FCD3020 | 33.5 | 23.5 | 16 |
| 1100 FCD1210 | 15.5 | 13.5 | 5 | 1100 FCD3024 | 33.5 | 27.5 | 18 |
| 1100 FCD1212 | 15.5 | 15.5 | 5 | 1100 FCD3030 | 33.5 | 33.5 | 22 |
| 1100 FCD1512 | 18.5 | 15.5 | 6 | 1100 FCD3624 | 39.5 | 27.5 | 21 |
| 1100 FCD1515 | 18.5 | 18.5 | 7 | 1100 FCD3630 | 39.5 | 33.5 | 26 |
| 1100 FCD1612 | 19.5 | 15.5 | 7 | 1100 FCD3636 | 39.5 | 39.5 | 30 |
| 1100 FCD1616 | 19.5 | 19.5 | 8 | 1100 FCD4830 | 51.5 | 33.5 | 33 |
| 1100 FCD1812 | 21.5 | 15.5 | 7 | 1100 FCD4836 | 51.5 | 39.5 | 39 |
| 1100 FCD1815 | 21.5 | 18.5 | 8 | 1100 FCD4848 | 51.5 | 51.5 | 51 |

Wood Panel



| CATALOG NUMBER | DIMENSIONS | | SHIP WGHT LBS. | CATALOG NUMBER | DIMENSIONS | | SHIP WGHT LBS. |
|----------------|------------|--------|----------------|----------------|------------|--------|----------------|
| | G | H | | | G | H | |
| 881 WP1212 | 7 | 10.750 | 1 | 881 WP3624 | 31 | 22.750 | 10 |
| 881 WP1812 | 13 | 10.750 | 2 | 881 WP3630 | 31 | 28.750 | 13 |
| 881 WP1818 | 13 | 16.750 | 3 | 881 WP3636 | 31 | 34.750 | 16 |
| 881 WP2418 | 19 | 16.750 | 5 | 881 WP4830 | 43 | 28.750 | 16 |
| 881 WP2424 | 19 | 22.750 | 6 | 881 WP4836 | 43 | 34.750 | 22 |
| 881 WP3024 | 25 | 22.750 | 8 | 881 WP4848 | 43 | 44.750 | 29 |
| 881 WP3030 | 25 | 28.750 | 11 | | | | |



p.184



p.498



p.498



p.534

